

6355 SQUARE DROP PULL

6355 Square Drop Pull in Dark Bronze (BZ) 2 1/4" x 1 1/4" size

MATERIAL

Bronze

AVAILABLE FINISHES



Dark Bronze (BZ)



Distressed Black (TC)



Light Bronze (LT)








Medium White Bronze (WM)



White Bronze (WL)

Dark Bronze (BZ) - Our Dark Bronze patinas is hand applied on the metal to create a naturally aged appearance. Dark bronze is a living finish and will lighten where touched frequently.

Finish	Code	Length	Width	Projection
 Dark Bronze	BZ.6355	1 1/2"	1 1/2"	3/4"
	BZ.6359	1 3/4"	1 3/4"	7/8"
	BZ.6351	2 1/4"	1 1/4"	3/4"
	BZ.6356	2 1/2"	2 1/2"	7/8"
 Distressed Black	TC.6355	1 1/2"	1 1/2"	3/4"
	TC.6359	1 3/4"	1 3/4"	7/8"
	TC.6351	2 1/4"	1 1/4"	3/4"
	TC.6356	2 1/2"	2 1/2"	7/8"
 Light Bronze	LT.6355	1 1/2"	1 1/2"	3/4"
	LT.6359	1 3/4"	1 3/4"	7/8"
	LT.6351	2 1/4"	1 1/4"	3/4"
	LT.6356	2 1/2"	2 1/2"	7/8"
 Medium White Bronze	WM.6355	1 1/2"	1 1/2"	3/4"
	WM.6359	1 3/4"	1 3/4"	7/8"
	WM.6351	2 1/4"	1 1/4"	3/4"
	WM.6356	2 1/2"	2 1/2"	7/8"
 White Bronze	WL.6355	1 1/2"	1 1/2"	3/4"
	WL.6359	1 3/4"	1 3/4"	7/8"
	WL.6351	2 1/4"	1 1/4"	3/4"
	WL.6356	2 1/2"	2 1/2"	7/8"